

# Modena 100 ore

## Mugello 10.10.2024

### Free Practice - Heat 1

## Classification

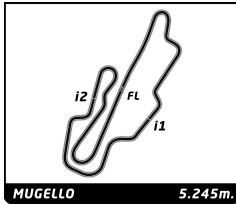
No Drivers	Team	Car	Cl.	Time	Lap Total	Gap	Kph
1 2 C. LILLINGSTON PRICE / K. MORRIS	GR Asia	Jaguar E-Type	GTS12	<b>2:49.361</b>	3 5	- -	111.5
2 19 P. YANGALA / E. YANGALA		Ferrari 250 GT SWB Berlinetta (R)	GTS7	<b>2:51.207</b>	3 5	+1.846 +1.846	110.3
3 11 R. JACK / P. JACK		Alfa Romeo Giulia Sprint GTA	TC8	<b>2:51.698</b>	3 5	+2.337 +0.491	110.0
4 8 W. PEMBROKE / K. GARDNER	Ecurie Escargot	Ford Mustang	TC10	<b>2:56.488</b>	3 5	+7.127 +4.790	107.0
5 20 R. JACK / E. JACK		Ferrari 250 Berlinetta SWB Competizione	GTS2	<b>2:58.606</b>	3 4	+9.245 +2.118	105.7
6 4 M. FREEMAN / M. ELLIS	GR Asia	AC Shelby Cobra 289	GTS12	<b>2:59.236</b>	3 3	+9.875 +0.630	105.3
7 5 M. HINDERER / P. HINDERER	Graber Sportgarage	AC Shelby Cobra 289	GTS12	<b>3:04.031</b>	3 5	+14.670 +4.795	102.6
8 9 A. THOM / E. THOM	Raceworks Motorsports	Ford Lotus Cortina	TC8	<b>3:04.787</b>	3 5	+15.426 +0.756	102.2
9 10 G. HENDERSON / R. HENDERSON		Alfa Romeo Giulia Sprint GTA	TC8	<b>3:09.966</b>	3 5	+20.605 +5.179	99.4
10 7 M. EYEARS / A. STRETTON		Lotus Elan 26R	GTS10	<b>3:21.396</b>	2 2	+32.035+11.430	93.8
11 22 M. HALUSA / S. HALUSA	Scuderia Apax	Ferrari 212 Export	GT2	<b>3:24.803</b>	2 4	+35.442 +3.407	92.2
12 18 P. ADRIAN BECROFT / N. VON DOENHOFF	Scuderia Apax	Ferrari 250 Berlinetta SWB Competizione	GTS7	<b>3:35.816</b>	2 2	+46.455+11.013	87.5
13 24 A. OTTEN / U. DRANGE		BMW 328 Roadster	OS7	<b>3:54.757</b>	2 2	-1:05.396+18.941	80.4
14 1 M. ANDERSON / J. MOORE		Jaguar E-Type	GTS12				
15 3 R. MEINS / R. PETER HUFF		Jaguar E-Type	GTS12				
16 21 R. COOK / C. COOK	Pursuit Racing		GTS7				
17 23 G. GORDON / S. GORDON	Raceworks Motorsports	Triumph TR2	GTP1				

**Fastest Lap:** Lap 3 | Chris LILLINGSTON PRICE | **2:49.361** | 111.5 Kph

Published at: .....

Track Status: **WET**

<b>Race Director:</b> Antonio CANU	<b>Timekeeper:</b> Andrea Rapi
---------------------------------------	-----------------------------------



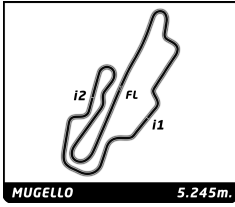
# Modena 100 ore

## Mugello 10.10.2024

### Free Practice - Heat 1

### Best Sector Times

Sector 1		Sector 2		Sector 3		No Team	Class	Ideal Lap	Best Lap				
No	Driver	Time	No	Driver	Time								
1	2 C.LILLINGSTON PRICE	56.073	2	C.LILLINGSTON PRICE	54.285	2	C.LILLINGSTON PRICE	56.775	1	2 GR Asia	GTS12	2:47.133	2:49.361 (1)
2	19 P.VANGALA	56.761	11	R.JACK	54.783	11	R.JACK	57.024	2	11	TC8	2:49.991	2:51.698 (3)
3	11 R.JACK	58.184	19	P.VANGALA	56.873	19	P.VANGALA	57.573	3	19	GTS7	2:51.207	2:51.207 (2)
4	20 R.JACK	58.931	20	R.JACK	56.968	8	W.PEMBROKE	58.725	4	8 Ecurie Escargot	TC10	2:56.488	2:56.488 (4)
5	4 M.FREEMAN	59.737	8	W.PEMBROKE	57.643	20	R.JACK	1:01.189	5	20	GTS2	2:57.088	2:58.606 (5)
6	8 W.PEMBROKE	1:00.120	4	M.FREEMAN	57.996	4	M.FREEMAN	1:01.503	6	4 GR Asia	GTS12	2:59.236	2:59.236 (6)
7	5 M.HINDERER	1:01.738	5	M.HINDERER	59.364	9	A.THOM	1:02.332	7	5 Graber Sportgarage	GTS12	3:04.031	3:04.031 (7)
8	9 A.THOM	1:02.754	9	A.THOM	59.701	5	M.HINDERER	1:02.929	8	9 Raceworks Motorsports	TC8	3:04.787	3:04.787 (8)
9	10 G.HENDERSON	1:03.417	10	G.HENDERSON	1:00.779	10	G.HENDERSON	1:05.770	9	10	TC8	3:09.966	3:09.966 (9)
10	7 M.EYEARS	1:06.404	7	M.EYEARS	1:02.287	7	M.EYEARS	1:08.905	10	7	GTS10	3:17.596	3:21.396 (10)
11	22 M.HALUSA	1:08.082	22	M.HALUSA	1:03.348	22	M.HALUSA	1:09.427	11	22 Scuderia Apax	GT2	3:20.857	3:24.803 (11)
12	18 P.ADRIAN BEECROFT	1:08.383	18	P.ADRIAN BEECROFT	1:06.801	18	P.ADRIAN BEECROFT	1:10.890	12	18 Scuderia Apax	GTS7	3:26.074	3:35.816 (12)
13	24 A.OTTEN	1:18.652	24	A.OTTEN	1:18.568	24	A.OTTEN	1:16.606	13	24	OS7	3:53.826	3:54.757 (13)



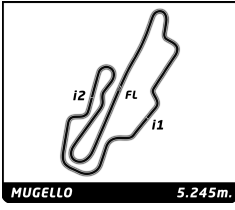
# Modena 100 ore

## Mugello 10.10.2024

### Free Practice - Heat 1

### Best Top Speed

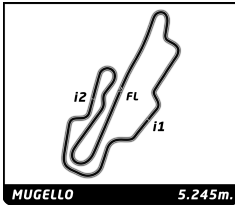
Team	Car	Class	Top Speed Driver	Top 1		Top 2		Top 3		Top 4		Top 5		Avg
				Kph	Lap	Kph	Lap	Kph	Lap	Kph	Lap	Kph	Lap	
2 GR Asia	Jaguar E-Type	GTS12	C. LILLINGSTON PRICE	217.0	4	192.8	2	172.3	3	155.8	5	90.7	1	165,7
20	Ferrari 250 Berlinetta SWB Competizione	GTS2	R. JACK	202.1	4	190.7	3	186.5	2	107.3	1			171,7
8 Ecurie Escargot	Ford Mustang	TC10	W. PEMBROKE	191.1	3	170.4	4	148.1	2	147.7	5	86.2	1	148,7
11	Alfa Romeo Giulia Sprint GTA	TC8	R. JACK	188.7	2	188.1	4	187.1	3	171.8	5	83.4	1	163,8
4 GR Asia	AC Shelby Cobra 289	GTS12	M. FREEMAN	183.3	3	169.3	2	81.4	1					144,7
19	Ferrari 250 GT SWB Berlinetta (R)	GTS7	P. VANGALA	180.3	4	174.0	3	162.0	2	153.6	5	80.5	1	150,1
10	Alfa Romeo Giulia Sprint GTA	TC8	G. HENDERSON	171.5	3	162.0	2	161.8	5	156.4	4	77.5	1	145,8
9 Raceworks Motorsports	Ford Lotus Cortina	TC8	A. THOM	165.2	5	162.0	2	160.6	3	154.9	4	89.6	1	146,5
5 Graber Sportgarage	AC Shelby Cobra 289	GTS12	M. HINDERER	149.1	4	144.8	3	144.8	5	115.9	2	109.5	1	132,8
22 Scuderia Apex	Ferrari 212 Export	GT2	M. HALUSA	138.7	3	124.3	2	84.0	4	82.5	1			107,4
7	Lotus Elan 26R	GTS10	M. EYEARS	125.7	2	93.6	1							109,7
24	BMW 328 Roadster	OS7	A. OTTEN	123.1	2	86.6	1							104,9
18 Scuderia Apex	Ferrari 250 Berlinetta SWB Competizione	GTS7	P. ADRIAN BEECROFT	101.2	2	86.9	1							94,1
1	Jaguar E-Type	GTS12												
3	Jaguar E-Type	GTS12												
21 Pursuit Racing		GTS7												
23 Raceworks Motorsports	Triumph TR2	GTP1												



**Modena 100 ore**  
**Mugello 10.10.2024**  
**Free Practice - Heat 1**

**Fastest Lap Sequence**

Elapsed	No Team	Car	Class	Driver	Time	Kph	Lap
6:24.645	20	Ferrari 250 Berlinetta SWB Competizione	GTS2	Roderick JACK	<b>3:01.911</b>	103.8	2
6:51.668	11	Alfa Romeo Giulia Sprint GTA	TC8	Rory JACK	<b>2:54.977</b>	107.9	2
6:52.712	2 GR Asia	Jaguar E-Type	GTS12	Chris LILLINGSTON PRICE	<b>2:54.764</b>	108.0	2
9:42.073	2 GR Asia	Jaguar E-Type	GTS12	Chris LILLINGSTON PRICE	<b>2:49.361</b>	111.5	3

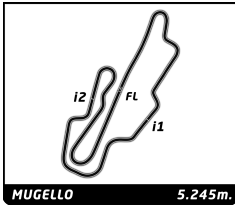


# Modena 100 ore Mugello 10.10.2024 Free Practice - Heat 1

## Sector Analysis

— Invalidated Lap   ■ Personal Best   ■ Session Best   B Crossing the pit lane

Lap	Time	Sector 1	Sector 2	Sector 3	T.Spd	Elapsed	Lap	Time	Sector 1	Sector 2	Sector 3	T.Spd	Elapsed
<b>2</b>	<b>GR Asia</b> Jaguar E-Type 1.Chris LILLINGSTON PRICE GTS12 2.Keith MORRIS						3 4 5	3:09.966	1:03.417	1:00.779	1:05.770	171.5	10:33.510
	2:54.764	1:01.153	55.950	57.661	192.8	14:03.350							
	2:49.361	58.301	54.285	56.775	172.3	9:42.073							
	2:58.180	56.073	59.343	1:02.764	217.0	12:40.253							
	4:03.660B	1:04.673	1:01.252	1:57.735	155.8	16:43.913							
								16:43.913					
<b>4</b>	<b>GR Asia</b> AC Shelby Cobra 289 1.Mark FREEMAN GTS12 2.Michael ELLIS						4 5	3:55.747	1:38.914	1:04.142	1:12.691	81.4	3:55.747
	3:06.107	1:04.826	58.102	1:03.179	169.3	7:01.854							
	2:59.236	59.737	57.996	1:01.503	183.3	10:01.090							
								10:01.090					
								10:01.090					
								10:01.090					
<b>5</b>	<b>Graber Sportgarage</b> AC Shelby Cobra 289 1.Michael HINDERER GTS12 2.Peter HINDERER						5 6 7 8 9	3:37.903	1:22.187	1:06.379	1:09.337	109.5	3:37.903
	3:13.595	1:07.642	1:02.154	1:03.799	115.9	6:51.498							
	3:04.031	1:01.738	59.364	1:02.929	144.8	9:55.529							
	3:18.691	1:04.620	1:05.665	1:08.406	149.1	13:14.220							
	3:29.827	1:11.541	1:09.237	1:09.049	144.8	16:44.047							
								16:44.047					
<b>7</b>	<b>Lotus Elan 26R</b> GTS10 1.Martin EYEARS 2.Amanda Brigitte STRETTOI						7 8 9 10 11	4:11.617	1:45.389	1:12.956	1:13.272	93.6	4:11.617
	3:21.396	1:09.929	1:02.562	1:08.905	125.7	7:33.013							
								7:33.013					
								7:33.013					
								7:33.013					
								7:33.013					
<b>8</b>	<b>Ecurie Escargot</b> Ford Mustang TC10 1.William PEMBROKE 2.Keith GARDNER						8 9 10 11 12	4:07.450	1:50.259	1:08.427	1:08.764	86.2	4:07.450
	3:04.668	1:04.246	59.185	1:01.237	148.1	7:12.118							
	2:56.488	1:00.120	57.643	58.725	191.1	10:08.606							
	3:08.588	1:02.126	1:01.847	1:04.615	170.4	13:17.194							
	3:21.664	1:09.177	1:06.554	1:05.933	147.7	16:38.858							
								16:38.858					
<b>9</b>	<b>Raceworks Motorsports</b> Ford Lotus Cortina TC8 1.Allan THOM 2.Evan THOM						9 10 11 12 13	4:06.784	1:47.089	1:09.958	1:09.737	89.6	4:06.784
	3:05.619	1:03.391	59.855	1:02.373	162.0	7:12.403							
	3:04.787	1:02.754	59.701	1:02.332	160.6	10:17.190							
	3:17.898	1:06.064	1:04.795	1:07.039	154.9	13:35.088							
	3:21.671	1:09.090	1:05.296	1:07.285	165.2	16:56.759							
								16:56.759					
<b>10</b>	<b>Alfa Romeo Giulia Sprint GTA</b> TC8 1.Gavin HENDERSON 2.Rory HENDERSON						10 11 12 13 14	4:09.330	1:45.736	1:10.871	1:12.723	77.5	4:09.330
	3:14.214	1:05.840	1:02.437	1:05.937	162.0	7:23.544							
								7:23.544					
								7:23.544					
								7:23.544					
								7:23.544					
<b>11</b>	<b>Alfa Romeo Giulia Sprint GTA</b> TC8 1.Rory JACK 2.Patrick JACK						11 12 13 14 15	3:56.691	1:46.077	1:06.891	1:03.723	83.4	3:56.691
	2:54.977	1:00.202	56.162	58.613	188.7	6:51.668							
	2:51.698	59.891	54.783	57.024	187.1	9:43.366							
	3:02.028	58.184	1:00.135	1:03.709	188.1	12:45.394							
	4:02.706B	1:04.916	1:02.662	1:55.128	171.8	16:48.100							
								16:48.100					
<b>18</b>	<b>Scuderia Apax</b> Ferrari 250 Berlinetta SWB Competizione GTS7 1.Paul ADRIAN BEECROFT 2.Nicola VON DOENHOFF						18 19 20 21 22	4:11.789	1:38.306	1:15.605	1:17.878	86.9	4:11.789
	3:35.816	1:17.180	1:07.746	1:10.890	101.2	7:47.605							
								7:47.605					
								7:47.605					
								7:47.605					
								7:47.605					
<b>19</b>	<b>Ferrari 250 GT SWB Berlinetta (R)</b> GTS7 1.Pranav VANGALA 2.Eshwar VANGALA						19 20 21 22 23	4:00.279	1:41.856	1:13.749	1:04.674	80.5	4:00.279
	2:58.979	1:01.501	57.969	59.509	162.0	6:59.258							
	2:51.207	56.761	56.873	57.573	174.0	9:50.465							
	3:04.487	58.405	1:01.214	1:04.868	180.3	12:54.952							
	3:56.683B	1:04.763	1:02.464	1:49.456	153.6	16:51.635							
								16:51.635					
<b>20</b>	<b>Ferrari 250 Berlinetta SWB Competizione</b> GTS2 1.Roderick JACK 2.Elizabeth JACK						20 21 22 23 24	3:22.734	1:19.302	1:00.263	1:03.169	107.3	3:22.734
	3:01.911	1:00.858	57.437	1:03.616	186.5	6:24.645							
	2:58.606	1:00.449	56.968	1:01.189	190.7	9:23.251							
	3:04.281	58.931	1:00.261	1:05.089	202.1	12:27.532							
								12:27.532					
								12:27.532					
<b>22</b>	<b>Scuderia Apax</b> Ferrari 212 Export GT2 1.Martin HALUSA 2.Susanne HALUSA						22 23 24 25 26	4:14.471	1:41.189	1:13.812	1:19.470	82.5	4:14.471
	3:24.803	1:11.041	1:04.335	1:09.427	124.3	7:39.274							
	3:59.430B	1:08.082	1:03.348	1:48.000	138.7	11:38.704							
	4:43.139B	1:30.735	1:07.903	2:04.501	84.0	16:21.843							
								16:21.843					
								16:21.843					
<b>24</b>	<b>BMW 328 Roadster</b> OS7 1.Albert OTTEN 2.Uwe DRANGE						24 25 26 27 28	4:42.304	1:55.375	1:25.405	1:21.524	86.6	4:42.304
	3:54.757	1:19.583	1:18.568	1:16.606	123.1	8:37.061							
								8:37.061					
								8:37.061					
								8:37.061					
								8:37.061					



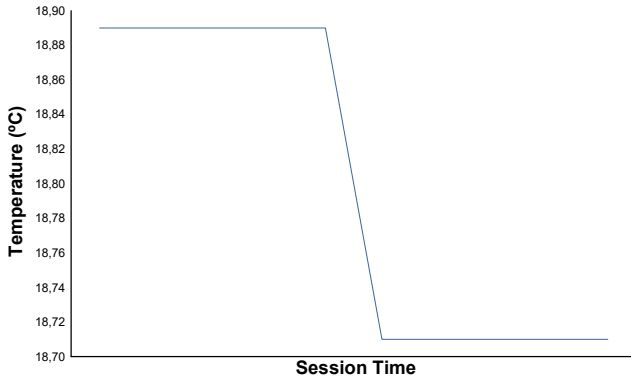
# Modena 100 ore

## Mugello 10.10.2024

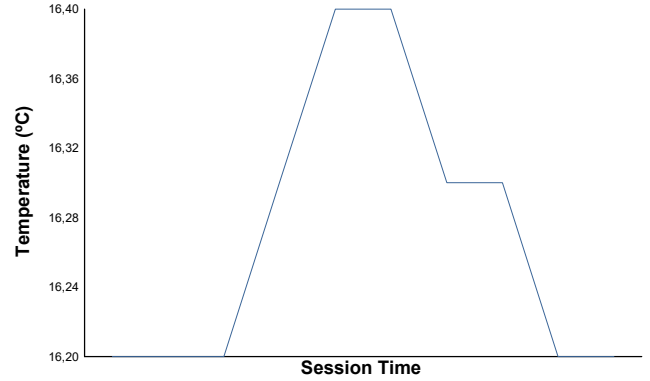
### Free Practice - Heat 1

#### Weather Report


### Air Temperature



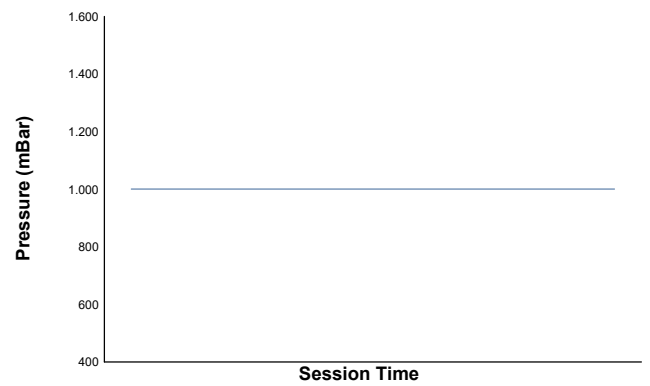
### Track Temperature




### Humidity



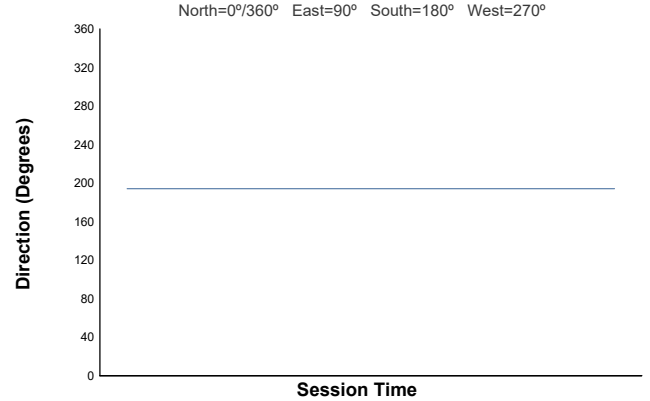
### Pressure



### Wind Speed



### Wind Direction



Track Status: **WET**